



# ST. ANNE'S CATHOLIC PRIMARY SCHOOL

HEADTEACHER: Mr D Linehan

Bosworth Drive, Chelmsley Wood, Birmingham, B37 5DP

Tel: 0121 779 8060 Email: parentmail@st-annes.solihull.sch.uk

Website: <http://www.stannessolihull.co.uk> Follow us on Twitter: @StAnnesCP



**St. Anne's Mission Statement: "Each one of us is unique, each one of us is special, because we are created by God's love. May God's love shine on our lives as we care and share and learn together."**

Friday 21st March 2025

## CATHOLIC LIFE

School Virtue for this half term – Attentive & Discerning

In our Liturgical Calendar we are currently in Lent, a time of repentance

The half term focus for Catholic Social Teaching is: 'Option for the poor and vulnerable'

## DIOCESAN VIRTUES AT ST. ANNE'S – OUR HALF TERM VIRTUE: 'ATTENTIVE & DISCERNING'

As part of Our Lady and All Saint Mac Academy, the Children's Charter depicts five principles. Each half term we will focus on a principle, that links beautifully with our Catholic virtue for the half term.

### All Saints are servants of Christ

'To the servant of God... every place is the right place and every time is the right time.' St Catherine of Siena. All students in Our Lady and All Saints Catholic Multi-Academy Company are encouraged to ask 'Who is God calling me to be?' Through the strong teaching of religious education; the joyous celebration of our Catholic life and the provision of high quality, reflective collective worship opportunities, we offer everyone the chance to consider their vocation and how best to develop and use their faith for the good of others and to worship Christ.

We want everyone within our family of schools to be 'Strong in Faith' considering the example of Our Lady – the 'Handmaid of the Lord' who, in saying yes to God, showed us that we too are able to discover the path to holiness and to authentic spirituality as we become servants of the Lord.

### Attentive and Discerning

Attentive to their experience and to their vocation; and discerning about the choices they make and the effects of those choices.

## RE INSPIRE PARENT WORKSHOPS

Please find the dates below for this academic years remaining RE Inspire Parent Workshops.

Year Group	Relevant RE Unit	Date Time 8.50am
Reception	St Anne	Monday 12 <sup>th</sup> May
1	Following Jesus Today	Monday 23 <sup>rd</sup> June
2	Parables and Miracles	Monday 16 <sup>th</sup> June
5	Pentecost	Monday 19 <sup>th</sup> May

## SCIENCE COMPETITION

Ahead of British Science Week 2025, we would like you to take part in a nationwide competition promoting your love of science! Miss McGann will collect the entries and send them off in time for British Science Week. Across the country, a small selection of children will be chosen to receive a prize. Prizes last year included family tickets to a museum, magazines, books and home experiment sets too! Your mission (should you choose to accept it) is to create a poster linking to this year's theme 'Change and Adapt'. Entries must be completed and given to Miss McGann before Friday 28th March. Entries after this date will not be sent off. Please label your entries clearly with your name and class.



Aspens have kindly asked us to remind parents to take their time when ordering school dinners for their children as they are experiencing a lot of children changing their mind at service. We encourage all children to try all foods, however if you know that your child does not like something specific please ensure this is not ordered as we do not wish for the child to be upset and not feel full after their afternoon lunch. Please also be mindful that if you have placed an order and your child comes in to school with a packed lunch, you will still be charged. If you have any queries regarding this please let us know and we can raise this with Aspens.  
Thank you

PERSONAL DEVELOPMENT

# VOTES FOR SCHOOLS

In this week's votes the children answered the following topic question:

- Should people be allowed to be anonymous online? (7-11)
- Should people always use their real name online? (5-7)



Lent is a time of sacrifice, meaning that it is not all about us all of the time, it is when we challenge ourselves to be more prayerful, more kind, generous, charitable and loving towards one another.



It has been wonderful to see so many families contributing to St Anne's 'Pledge a pound' for the Good Shepherd Appeal. As a school, we would like to thank you all of our families for their continued generosity, particularly during the season of Lent where we pay special attention to alms giving to those who are most vulnerable.



## St Patricks Day

On March 17th, our school joined in the festive spirit of St. Patrick's Day, the feast day that honours Saint Patrick, the patron saint of Ireland. This day was filled with excitement, culture and an amazing sea of green. We hope everyone had a wonderful St. Patrick's Day!!





This week we celebrated Global Recycling Day. This is very important for St. Anne's as it is one of the ways in which we show we are a Live Simply and Greener School. Especially recently being involved in the We Can project recycling chocolate and sweet tubs shows the priority this has. Each phase completed an activity and talked about the importance of recycling and how it can improve our world.

Each phase completed a Building the Kingdom question to show and explain why God would want us to recycle to ensure we look after his creation.

In Ks1 the children enjoyed colouring in a poster all about Recycling and talked about why we do this.

**KS1's Building the Kingdom question was:**

*God wanted us to look after his creation. Why is it important that we recycle? How does recycling encourage us to care for our planet to show we are all stewards of God's creation?*

In LKS2 the children designed and created their own recycling bin. They considered what materials, colours and decorations they would use. The children came up with some fantastic designs!

**LKS2's Building the Kingdom Question was:**

*After looking at why it is important to recycle and designing a recycling bin, you understand how this can help our planet. How can we as Stewards of God's Creation look after our environment by recycling? What can we do at St. Anne's that could help us to achieve a cleaner planet?*

In UKS2 the children had a debate all about recycling. They discussed the statement 'Recycling is good for our planet's future.' They considered arguments for or against, statistics, supporting facts and different opinions before finally coming up with a conclusion. At St. Anne's we are always trying to develop children's fluency and oracy skills. Through the use of this debate children had the chance to develop their ideas and discuss a really important issue.


**UKS2's Building the Kingdom Question was:**

*Jesus along with many Saints particularly St. Francis of Assisi taught us to look after God's creation. How can understanding the impacts and effects recycling can have on our planet inspire us to make a difference? What are some of the negative impacts of not recycling and how can we ensure as Stewards of God's creation that we protect our planet from further damage?*

### Feast of Saint Joseph

This week, we celebrate the Feast of St. Joseph, an inspiring saint known for his quiet strength, dedication, and care for his family. St. Joseph's life is a powerful example of the Dignity of Work, a key principle of Catholic Social Teaching. Through his hard work and commitment, he shows us that all work, no matter how humble, is valuable when done with love and integrity.

As we reflect on St. Joseph's example, let us be reminded that every task we undertake—whether at home, school, or in our community—has purpose and should be done with respect and care.



## SPORTING EVENTS

### Year 3 Personal Best Festival

Well done to the children who took part in the Year 3 Personal Best Festival. The children took part in a variety of activities, having many opportunities to beat their previous scores, to achieve their personal best. The children enjoyed multiple activities, especially bench ball! It was wonderful to hear the children commenting on how much they enjoyed the event.



### Tenpin Bowling – National Finals

Huge well done to the children for representing St Anne's in the Tenpin Bowling National Finals! The children thoroughly enjoyed their time at Star City, showing fantastic teamwork and oozed with enthusiasm. We are so proud of you!



### Netball Skill

Well done to the children who took part in the Netball Skills event on Wednesday. Placing 5<sup>th</sup> in the competition, the children showed great technical ability, transitioning from one skill to the other, working fantastically as a team.



Take a look at the wonderful examples of children being active outside of school. As well as being active in school, the children have learnt the importance of physical activity beyond the school day to lead healthy and active lives. Being active beyond the school day, can be as simple as a walk in the park.

**Jessie 1I – Rocking Climbing**

Well done for being extremely brave Jessie and trying something new!



**Tara 3R and Ciara 5R – Cycling to School**

The girls have made a Lenten promise to cycle to school at least 2 days a week. So far this week they have cycled 11km!



**Harper 2B**

Harper is an avid Dancer outside of school, using her God given talents to stay active. Well done Harper!

### Jasmine 5T – Jui Jitsu

A fantastic hobby to stay active – well done Jasmine!



### Julia Zalewska 3R

Well done Julia for passing your level 7 and level 8 at Gymnastics!



### Phoebe 3R


Well done Phoebe for placing first in one of your trampoline competitions.



## NURSERY

### Religious Education

In our RE lesson this week the children have learnt that Jesus loved God his Father and told stories about him. They listened to a Bible story that Jesus told all the people. It was about the lilies of the field and the birds of the air story.



### Understanding the World and Expressive Arts and Design

The children have been learning about animals that live under the sea. They examined the animals to observe their characteristics and features. They learnt about the importance of looking after our oceans in order to look after the sea life. They learnt about a story called 'Billy's Bucket' by Kes Grave. The children found their own magic bucket and used their imagination to draw what they thought they might find inside.



## RECEPTION

### Religious Education

This week within our RE unit of work on Lent a special gift box was revealed to the children. Miss Holyland and Mrs Lewis revealed their special gifts to the children. Each child then acted out their most special gift and talent through

actions and movements. We had great fun guessing each other's special gifts and talents. Each child drew a picture to show their God given gift and added it to a special bag of talents in the centre of the circle. We spoke about how in Jesus' day talents referred to money but today talents can mean our gifts and abilities. We said a special prayer of thanks to God for all our wonderful skills and abilities and asked God to help us to use our talents wisely to help others.



**Art**

In Art this week the children were inspired by the artist Megan Coyle. Children worked in groups to create a landscape collage using different tools and techniques. They selected colours purposefully and ripped and shaped paper to create their work.



**YEAR 1**

**Celebration of the Word**

This week our children led a Celebration of the Word focussing on the word Friend. They shared with their class family that the Bible has lots to say about what it means to be a good friend and that Lent is a time when we get closer to God by thinking about how we can be a good friend and be kind and loving to everyone. We listened to the story of the Good Samaritan as this story teaches us that a good friend is someone who shows kindness. We then shared all the qualities it takes to make a good friend and promised as a go forth to try and be as many of these things as we can.




**Science – Everyday Materials**

This week as scientists, we continued our exploration of everyday materials. Our lesson focused on two key questions: *What does the object feel like?* and *What does the object look like?* We carefully examined a range of objects made from different materials, including a sponge, plastic spoon, metal spoon, magnifying glass, and wool. By investigating their properties, we were able to answer our questions. We then recorded our findings in a grid using a key. We have been fantastic chemists, observing and classifying different materials and their unique properties!

What does the material feel like? What does it look like? **ASK QUESTIONS** **OBSERVE** **CLASSIFY DATA**

In partners, use the Key to find your material and matching colour. Use the table to shade in the properties of the material.

PRESENT FINDINGS					Key
Soft	Hard	Light	Brittle	Transparent	
					Sponge
					Plastic spoon
					Metal spoon
					Water bottle
					Magnifying glass
					Wooden shape
					Clingfilm
					Wool
Rough	Smooth	Heavy	Shiny	Opaque	




**YEAR 2**

**Religious Education - Deacon Stuart Visit**  
 This week, the children were incredibly fortunate to have a visit from Deacon Stuart. He shared an insightful talk about the importance of forgiveness and reconciliation with God, and read the parable of the Unforgiving Servant to the children. The children learned how the servant, who was forgiven a great debt, refused to forgive a smaller debt owed to him, highlighting the importance of extending forgiveness to others. He also discussed the meaning behind specific statements from the Our Father and how they emphasize forgiveness. Deacon Stuart beautifully linked this message to Lent, reminding us that this is a time when we focus on growing closer to Jesus through our actions and reflections.



**Maths**

This week, our mathematicians in Year 2 have been using arrays to support their understanding of multiplication and division. They explored various repeated addition patterns and wrote corresponding multiplication sentences. They also worked with peg boards to create arrays that represent different amounts, using them to solve multiplication problems. To wrap up the week, the children practiced grouping counters and jumping in equal groups on a number line to solve division number sentences.



**YEAR 3**

**First Holy Communion**

This weekend marks a special milestone for Group 1 and Group 2 as they celebrate their First Holy Communion. We want to take a moment to wish them all the very best as they take this important step in their faith journey. We are incredibly proud of the dedication and hard work each child has shown in preparing for this sacrament. Their commitment to learning, praying, and growing in faith over the past months has been truly inspiring. This beautiful moment reflects not only their effort but also the support of their families and our entire school community. We look forward to celebrating with you all this weekend and praying that this sacrament brings blessings and joy to every child.



**Reading**


This week, Year 3 students have been enjoying the poem 'From a Railway Carriage' by Robert Louis Stevenson. Through its vivid imagery and rhythmic language, the poem takes us on a journey through the sights and sounds of a train ride, sparking the imagination and encouraging a deeper appreciation for the world around us.

It's been a joy to see the students engage with the poem, reflecting on the beauty of nature and the excitement of travel.

## YEAR 4

### Religious Education – Lent

In RE this week we have been looking at the Parable of the Pharisee and the Publican. We focused on the meaning of the word 'humble' and how we can apply this to our own lives. We learnt that we all possess the ability to be good as we are made in the image of God. There are temptations in life and times when we may sin and it is important to recognise this. The Publican recognised his sins and God was pleased with him.



### Design and Technology – Anglo-Saxon Pavilions

In Design and Technology, the children have been looking at structures. In these lessons they used their design brief to help them to design their pavilion structure! In lesson three they built their frame structure and then in lesson four they added cladding to their frame structure using various materials for this. Some of which included foil, wooden sticks, card and straw. The children thoroughly enjoyed making their pavilion structures which allowed them to revisit their learning on the Anglo-Saxons.



## YEAR 5

### Prayer and Liturgy

This week in Prayer and Liturgy, the children planned a wonderful session for Year 5. Every child was given a star, and wrote their name on it. Then, we collected the stars and folded the corners over, and placed them in a tray of water. Slowly, the stars began to open, representing how God always opens his heart to us. The children loved this activity and what it represented, and we feel grateful that we get to start each day nourishing our relationship with the Lord. Thank you to the children for planning this wonderful Prayer and Liturgy session.



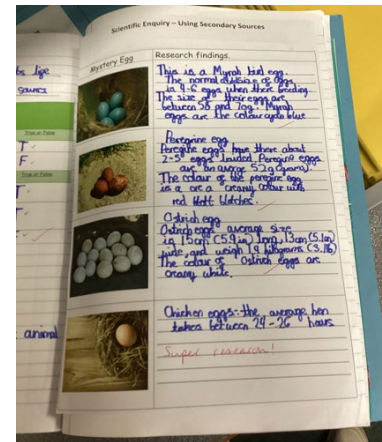

## Science

In Science, this week, we were using the Scientific Enquiry skill of Using Secondary Sources. We used the iPads to research the bird life cycle, as well as the eggs of different birds. We have been learning that life cycles can be different depending on the class of animal, and what these look like. Year 5 love researching and finding out the correct information – it is such a wonderful skill to develop. Keep being super scientists, Year 5!

### YEAR 6

#### Child-Led Celebration of the Word!

In the beautiful sunshine, four Year 6 children led a wonderful prayer and liturgy, celebrating God's Word. Our theme for our reflection was food. The children acted out the Gospel according to Matthew, sharing the story of the Feeding of the Five Thousand. The children read beautiful prayers helping Year 6 reflect on the world issue of hunger and the CST principle of the Option for the Poor and Vulnerable. Our three Go Forth messages were: share what you have; think about where your food comes from; pray and be thankful. A wonderful way to start our morning!



#### Science – Danger! Low voltage!

The children had a wonderful lesson expanding their knowledge about simple circuits. Today we introduced the resistor! The children presented their findings beautifully and then created their own circuits online! The children compared what happens when we add more cells, more lightbulbs and other components! Well done physicists!



### BUILDING THE KINGDOM



At St Anne's, we are striving to **Build the Kingdom of God!**

We are helping the children develop the skills we needed to be:

- Agents for a spirit-fuelled transformation of society.
- Moving our learning into action and our faith into action!

**We are teaching the children that they are the leaders of tomorrow!**

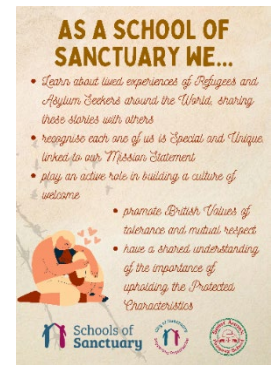
God is calling you to change the world one life at a time and one small step at a time. Begin today where you are.

At Saint Anne's, we are passionate about the work we do as a School of Sanctuary, building the **Kingdom of God** by making our community inclusive and welcoming.

We are putting our faith into action as we are reaching out to the new Secretary of State for Education, Bridget Phillipson MP, to introduce the work of Schools of Sanctuary, the challenges we face, and the changes we would like to see.

We are asking her to encourage all schools around the country to take part in this important initiative.

The letter can be found on our website here: [Letter to Bridget Phillipson MP](#)



## TEN TEN RELIGIOUS EDUCATION NEWSLETTER

Please see link below for the monthly TenTen R.E Newsletter. The information shared on this newsletter links to the children's Collective Worship in class.

[www.tentenresources.co.uk/prayers-for-home/parent-newsletter/](http://www.tentenresources.co.uk/prayers-for-home/parent-newsletter/)

## ST ANNES & ST ANTHONYS CHURCH PARISH NEWSLETTER

Please find a link below to the Parish Newsletter which you can find on our website.

<https://www.stannessolihull.co.uk/spring2025>

## ONLINE SAFETY TIP OF THE WEEK

### **Tik Tok - What you need to know!**

You must be over 13 years of age to use TikTok. TikTok is a social media platform for sharing and watching short video clips. Some of the videos may not be appropriate for your child to view and there is also the risk of strangers contacting your child. If your child is using TikTok then make sure appropriate security/privacy settings are applied.

#### **Account set up**

It is important that when setting up an account, your child enters their real date of birth as accounts are tailored by age e.g., Direct Messaging is disabled for accounts aged 13- 15. In addition, advertisements are tailored by age. By default, accounts for people under 16 are set to private and we would recommend keeping it as this. This means your child must approve follower requests. You can read more about the other settings available, such as switching off comments and restricted mode here:

<https://support.tiktok.com/en/account-and-privacy/account-privacysettings/privacy-and-safety-settings-for-users-under-age-18>

#### **Family Pairing**

This allows you to link your own account to your child's account. You can then set controls such as restricted mode. You can find out more here:

<https://support.tiktok.com/en/safety-hc/account-and-user-safety/family-pairing>

#### **Inappropriate content, themes and challenges on TikTok**

Whilst against TikTok's guidelines, explicit and inappropriate content can be found on this platform, for example nudity/sexual content and hate speech. Some of the songs available to lip sync to may contain inappropriate lyrics or adult themes. We often see viral challenges on social media, some of which can be dangerous. If your child is using TikTok, chat to them regularly about what they are viewing.

#### **Stranger contact**

Talk to your child about who is following them online and ensure that they understand that people may not be who they say they are when online. It is important that children understand not to share personal information.

#### **Refresh your feed**

You can refresh your "For You" feed to update the content recommended: <https://support.tiktok.com/en/account-and-privacy/account-privacysettings/refresh-your-for-you-feed>

#### **Blocking and Reporting**

Ensure your child knows how to use the safety features available to them, including how to report comments, direct messages and another user.

#### **Further information**

- <https://parentzone.org.uk/article/tiktok>
- <https://safeguarding.thekeysupport.com/factsheets-and-briefings/childsafety-tiktok-parent-factsheet/>

### HEAD TEACHER ACADEMIC AWARDS OF THE WEEK

RH – Harper-Reign	RL – Brady B	1I – Reuben O	1OC – Zoe D	2B – Harper H
2R –	3L – Ralphie D	3R – Ted M	4P – Emelia M	4OR – Penny-Lou
5R – Kema A	5T – Neive H	6M – Ikenna A	6N – Thea-Frances	

### HEAD TEACHER EFFORT AWARDS OF THE WEEK

RH – Danielle M	RL – Tallulah N-M	1I – Hendryx H	1OC – Autumn O	2B – Luca J-W
2R –	3L – Max F	3R – Ethan T	4P – Maija W-H	4OR – Tiffany M
5R – Isabelle K	5T – Taleigha J	6M – Ore F	6N – Jack W	

### OUTSTANDING VIRTUE CERTIFICATE – ‘CURIOUS & ACTIVE’

RH – Amaiya-Jourdan	RL – Jaxon M	1I – Harley M	1OC – Molly N	2B – Malakai G
2R –	3L – Florence B	3R – Mia H-C	4P – Ava B	4OR – Ted J
5R – Leah R	5T – Olivia Z	6M – Ted R	6N – Riley L	

### LUNCH TIME MENU FOR W/C 24<sup>TH</sup> MARCH

**FOOD FESTIVAL**  
By Aspens

**LUNCHTIME**

TRADITIONAL  
Week 3

Autumn Winter 2024-25:  
16/9, 7/10, 28/10, 18/11, 9/12, 30/12, 20/1, 10/2, 3/3, 24/3

**THE MAIN EVENT**  
American Style Macaroni Cheese

**MEAT-FREE MAGIC**  
Veggie Dish  
Veggie Wholegrain Pasta Bolognese

**RAINBOW ALLEY**  
Vegetables and Salads  
Carrots

**BIG TOPPING**  
Filled Jackets  
Beans, Cheese or Tuna Mayo

**DESSERT TROLLEY**  
Marble Cake

**DAILY SALAD BOWL, FRESHLY BAKED BREAD, YOGHURTS AND CUT FRUIT**  
AVAILABLE DAILY

**DAILY SANDWICHES AVAILABLE**

**PASTA TWIRLER**  
AVAILABLE EVERY DAY  
Topped Pasta  
Hot Pasta topped with Homemade Tomato Sauce & Cheese

**MONDAY**  
Sausage and Mash

**TUESDAY**  
Vegetable Pot Pie and Mash

**WEDNESDAY**  
Roast Chicken, Stuffing, Roast Potatoes and Gravy

**THURSDAY**  
Meatballs in Tomato Sauce with Rice

**FRIDAY**  
Golden Fish Fingers and Chips

Carrots

Green Beans

Peas and Sweetcorn

Broccoli

Baked Beans

Beans, Cheese or Tuna Mayo

Beans, Cheese or Tuna Mayo

Beans, Cheese or Tuna Mayo

Beans, Cheese or Tuna Mayo

Beans, Cheese or Tuna Mayo

Apple, Cinnamon Raisin Flapjacks

Sprinkle Sponge Cake

Banana Bread Muffins

Gingerbread Cookies

T1

### COMMUNICATION WITH SCHOOL

For queries such as reporting children’s absence, requesting information or other general questions, please contact us via [parentmail@st-annes.solihull.sch.uk](mailto:parentmail@st-annes.solihull.sch.uk). This is a dedicated parent email address which is monitored throughout the day. Messages sent here will be sent on to the relevant staff member(s) if necessary.

### TERM DATES 2024-2025

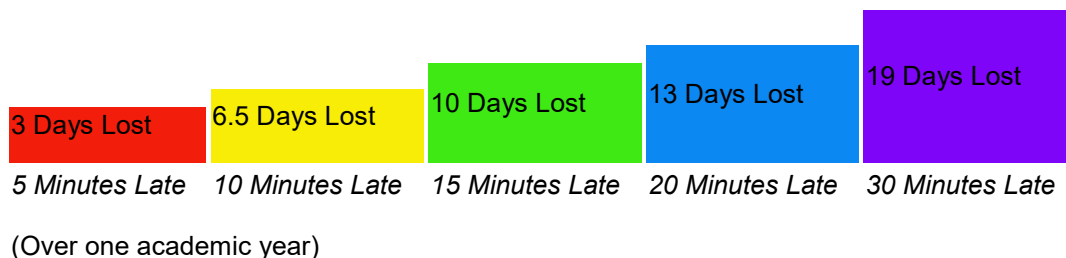
<b><u>Spring Term 2025</u></b>	<b><u>Summer Term 2025</u></b>
<p style="text-align: center;"><u>Spring 1</u></p> <p><b>Monday 6<sup>th</sup> January 2025 – INSET</b> <b>Children NOT in school</b></p> <p>Starts: Tuesday 7<sup>th</sup> January Children return to school</p> <p style="text-align: center;"><b>Half-Term:</b> Monday 17<sup>th</sup> February to Friday 21<sup>st</sup> February</p> <p><b>Monday 24<sup>th</sup> February – INSET</b> <b>Children NOT in school</b></p> <p style="text-align: center;"><u>Spring 2</u></p> <p>Starts: Tuesday 25<sup>th</sup> February Children return to school</p> <p style="text-align: center;"><b>Easter Holiday:</b> Monday 14<sup>th</sup> April to Friday 25<sup>th</sup> April</p>	<p style="text-align: center;"><u>Summer 1</u></p> <p>Starts: Monday 28<sup>th</sup> April Children return to school</p> <p>Monday 5<sup>th</sup> May – Bank Holiday</p> <p style="text-align: center;"><b>Half-Term:</b> Monday 26<sup>th</sup> May to Friday 30<sup>th</sup> May</p> <p style="text-align: center;"><u>Summer 2</u></p> <p>Starts: Monday 2<sup>nd</sup> June Children return to school</p> <p>Last Day of Term for Children: Friday 18<sup>th</sup> July</p> <p><b>Monday 21<sup>st</sup> July – INSET</b> <b>Children NOT in School</b></p> <p style="text-align: center;"><b>Summer Holidays:</b> Start Tuesday 22<sup>nd</sup> July</p>

**Late marks and Absences**

The doors open for children in Reception to Year 6 at **8.30am** and close at **8.40am**. Children who arrive after this time must go to the School Office where they will be given their late mark. Late marks are monitored and recorded. Children who arrive from 9.10am onwards are marked on the register as a 'U' for unauthorised absence, unless they are absent due to a medical appointment. Children arriving at the School Office prior to 9.10am will receive a late mark, 'L' on the register.

**8.40am-9.10am** = 'L', which means that your child receives a late mark. We are required to put a reason on the register for children who are late so office staff will always ask for a reason. If it is a personal/confidential reason please just say so; staff will make a note of this.

**9.10am and beyond** = 'U', which means the morning is recorded as an unauthorised absence

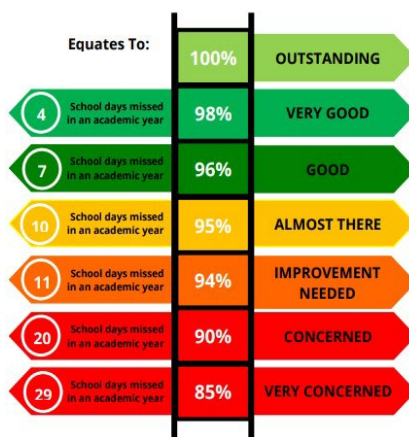


**Attendance and Holidays –**

**Children Absent:** If your child is absent from school it is necessary that you contact school on the first day of your child's absence. Contact 0121 779 8060 and choose option 1 before the start of the day. There is an answer phone facility for you to leave your child's name, class and reason for absence. Alternatively, you can email school with your child's reason of absence: [parentmail@st-annes.solihull.sch.uk](mailto:parentmail@st-annes.solihull.sch.uk)

Following previous correspondence, this reminds you again that all holidays are unauthorised and the Local Authority will fine parents regardless of when holidays are booked because the ruling has always been in place. This is a Local Authority decision; the School cannot over-ride their decision.

**WINNING CLASS**  
**11**



**DATES FOR YOUR DIARY**

<b>Mon 14<sup>th</sup> April – Fri 25<sup>th</sup> April</b>	-	<b>Easter Holidays</b>
Wednesday 16 <sup>th</sup> April	-	Reception Offer Day
<b>Monday 28<sup>th</sup> April</b>	-	<b>Children return to school – Start of Summer Term 1</b>
<b>Monday 5<sup>th</sup> May</b>	-	<b>May Bank Holiday</b>
Mon. 12 <sup>th</sup> – Thurs 15 <sup>th</sup> May	-	SATS Week
<b>Mon 26<sup>th</sup> May – Fri 20<sup>th</sup> May</b>	-	<b>Half Term</b>
<b>Monday 2<sup>nd</sup> June</b>	-	<b>Children return to school – Start of Summer Term 2</b>
w/c Monday 9 <sup>th</sup> June	-	Year 5 Bikeability
<b>Wed 18<sup>th</sup> – Fri 20<sup>th</sup> June</b>	-	Kenelm Trust (formerly Alton castle) residential trip
Monday 21 <sup>st</sup> July	-	INSET Day – Children NOT in school
<b>Tuesday 22<sup>nd</sup> July</b>	-	<b>Summer Holidays</b>

